



**PROUDLY
AUSTRALIAN
OWNED**

Flowsell®
SMART DISPENSARY SOLUTIONS

Complete pharmacy shopfit guide

Design the ultimate pharmacy dispensary to suit the way you work

A guide to creating a more efficient dispensary and retail space using the modular shelving and storage systems from market leaders Flowsell®.

www.flowsell.com.au

Index

INTRODUCTION	1
FAST AND SLOW MOVERS	2
Rear Load Solution	3
Total PullOut Solution	4
Part PullOut Solution	5
Finger Front Bay Solution	6
Elongated Space Solution	7
Small Footprint Solution	8
HOW WE WORK WITH YOU	9
A-Z MEDICATION DISPENSARIES	10
Complete PullOut Solution	11
In-Cabinet PullOut Solution	12
SmartShelf E-Dispensa Solution	13
Flat Shelves Solution	14
OTHER PHARMACY SYSTEMS	15
Scripts-on-File	16
Script Waiting	16
DAA Workstation	17
DAA Blister Pack Storage Systems	17
Front of Shop	18
Pharmacy Signage	21
Department Signs	21
Flowsell® S8 Drug Safes	22
Companion Products	23
GET IN TOUCH	25

Planning a new pharmacy fitout? Here's the place to start.

A more functional pharmacy and retail space can make a real difference to your business – and it's all within easy reach with Flowsell® pharmacy shelving solutions. Our huge range of modular shelving, storage and display fixtures are designed to work together to create bespoke systems for pharmacies of all sizes.

ABOUT FLOWSELL®

Flowsell® is 100% Australian owned and operated, focused on developing intelligent dispensary systems and front of shop fixtures for pharmacies. With over 20 years' experience, we know one size doesn't fit all. We make it easy for you to select the right products to create the optimal dispensary and retail space.

FLOWSELL DISPENSARY OPTIONS

No matter whether you separate **Fast and Slow Movers** or prefer to store **medications A-Z**, Flowsell® has many options to make your dispensary more efficient.

Fast and Slow Movers

For many busy pharmacies, keeping top-selling medications readily accessible streamlines both retrieval and dispensing. Our specialised sloping shelves tailored to fast bays make it easier to dispense more scripts in less time, giving you a better return on investment.

Fast movers on 400mm or 500mm specialised sloping shelves positioned as close as possible to the dispensing bench, and slow movers on smaller 300mm shelves offers the following benefits:

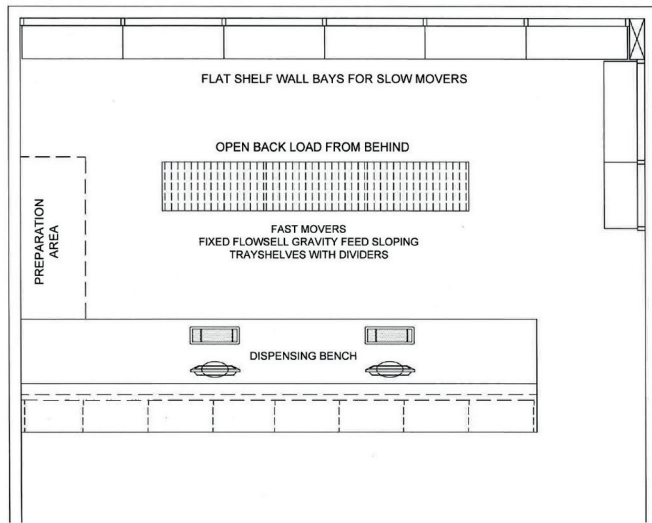
BENEFITS

- Reduced walking time
- Medications within easy reach
- Faster script preparation
- Improved stock rotation
- More efficiency
- Less outdated stock
- Higher return on investment

Rear Load Solution

SUITABLE FOR:

Large pharmacies. Requires a minimum 2.8 metres from the back of the dispensary bench to the back wall.



If you have the space, rear-loading shelving makes restocking a breeze. It keeps your fast movers well-stocked and ready to go, with easy access to medication for scripts you're filling more regularly. You can then use cost-effective storage for those you dispense less often.

RECOMMENDED PRODUCTS

FOR FAST MOVERS:

- Joined Cabinets behind the dispensary bench
 - 3-6 Cabinets (915mm), 6-8 (600mm)
 - With fixed sloping Flowsell® TrayShelves (405mm or 505mm)

FOR SLOW MOVERS:

- Wall Units with Cantilever Flat Shelves
- Or in Dispensa UnderBench Drawers

REAR LOAD BENEFITS

- Reduced costs – fixed TrayShelves cost less than PullOut Shelves
- Excellent stock rotation
- Separates tasks – stocking and dispensing

REAR LOAD

Height	2300		
Depth	Cabinet	Shelf	
	520	405	
	580	505	
Width	No. of Bays	600	915
	1	730	1045
	2	1395	2025
	3	2060	3005
	4	2725	3985
	5	3390	4965
	6	4055	5945
	7	4720	6925

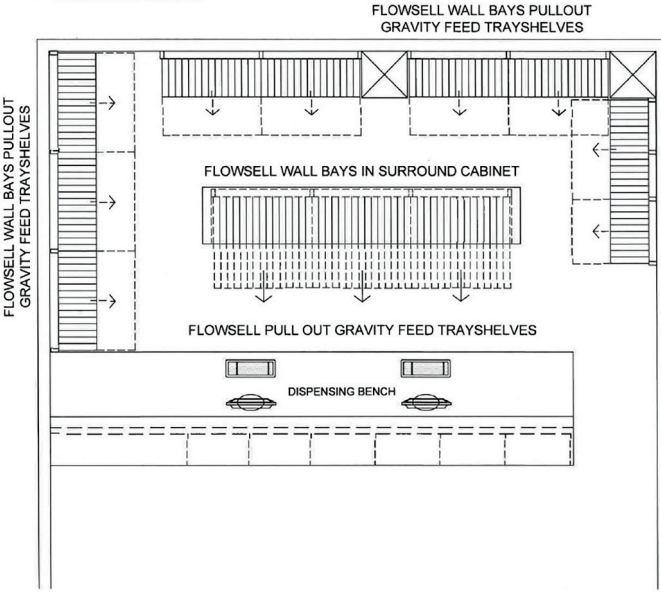
"So much faster now to prepare scripts. I wish I had more room in the dispensary to add more Rear Load Cabinets."

Kim Nguyen, University Pharmacy ANU Canberra

FAST & SLOW MOVERS

Total PullOut Solution

SUITABLE FOR:
Medium to large pharmacies



PullOut Shelving provides easier and faster access to medications, and is a great option for busy pharmacies with multiple staff members. Shelves are easier to stock and stay better organised, quickly identifying stock-outs. The Total PullOut Solution stores all medications on sloping PullOut TrayShelves.

RECOMMENDED PRODUCTS

FOR FAST MOVERS:

- Wall Units behind the dispensary bench
 - 3-4 (915mm), 5-6 (600mm)
- With 8-9 PullOut Dispensary TrayShelves (405mm or 505mm)

FOR SLOW MOVERS:

- Wall Units with Dispensa PullOut TrayShelves 305mm

TOTAL PULLOUT SOLUTION BENEFITS

- Efficient stocking and retrieval
- Medications date-rotated
- Minimises expired stock

WALL UNIT WITH PULLOUT TRAYSHELVES

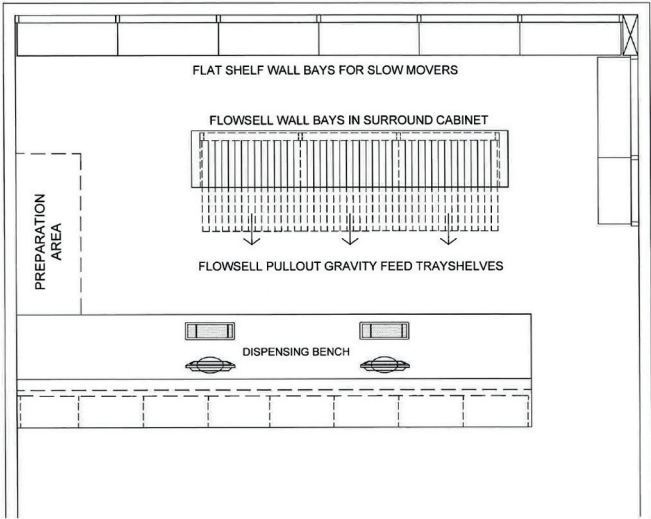
Height	2260*		
Depth	Gondola	Shelf	
	407	305	
	507	405	
Width	607	505	
	No. of Bays	600	915
	1	645	960
	2	1246	1876
	3	1850	2794
	4	2450	3710

* Height optional

FAST & SLOW MOVERS

Part PullOut Solution

SUITABLE FOR:
Medium to large pharmacies



This system balances the need to position fast movers on sloping PullOut Shelves near the bench with a more cost-effective storage option for slow movers.

RECOMMENDED PRODUCTS

FOR FAST MOVERS:

- Wall Units behind the dispensary bench
 - 3-4 (915mm), 5-6 (600mm)
- With 8 or 9 PullOut TrayShelves (405mm and 505mm)

FOR SLOW MOVERS:

- Wall Units with Cantilever Flat Shelves or
- UnderBench Dispensa Drawers

PART PULLOUT SOLUTION BENEFITS

- Improved efficiency and workflow
- Lower capital cost




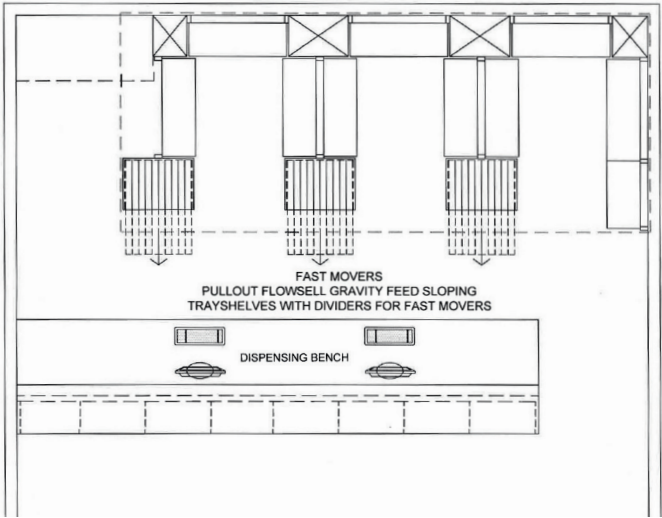
UNDERBENCH DISPENSA DRAWERS

Width	Bays	
	1 Bay	444
	2 Bays	856
Depth	Drawer Type	
	450	525
	600	675
Height	No. of Drawers	
	4 drawers	586
	5 drawers	716
	6 drawers	846

FAST & SLOW MOVERS

Finger Front Bay Solution

SUITABLE FOR:
New or existing Finger or E-Bay Systems



PULLOUT TRAYSHELF INSIDE A FRONT CABINET SHELL

Height	2300*	
Depth	Cabinet Shell	Shelf
	370	305
Width	687	600

* Height optional

Many pharmacies continue to use conventional pill boxes in a finger or E-Bay configuration. This solution installs sloping PullOut TrayShelves in the front-facing bays to position fast movers close to the bench.

RECOMMENDED PRODUCTS

FOR FAST MOVERS:

- 8-9 Dispensary PullOut TrayShelves (305mm or 405mm)
 - In 3 to 4 Front Facing Pill Boxes or
 - On Wall Stripping

FOR SLOW MOVERS:

- Flowsell® SmartShelves in the Pill Boxes behind
 - On support Pins or
 - Push-to-Open Drawer Runners or
 - On standard melamine shelves

BENEFITS

- Improved workflow and faster script-filling
- Uses conventional cost-effective pill box cabinetry
- Low cost conversion of existing finger bays

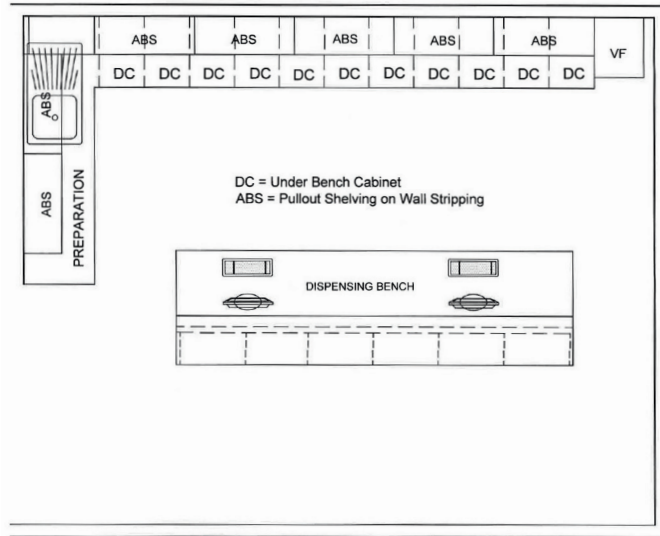
SMARTSHELF IN E-DISPENSA PILL BOX

Height	2300
Depth	350
Width	633

Elongated Space Solution

SUITABLE FOR:

Long and narrow spaces



Some pharmacies have a long and narrow footprint. Positioning fast movers on wall strips above a bench with slow movers below in drawers puts all medications within easy reach. Adding a long bench is a useful addition.

RECOMMENDED PRODUCTS

FOR FAST MOVERS:

- Dispensa PullOut TrayShelves on wall stripping above the wall bench
- 4-5 Bays (915mm) or 6-7 (600mm)

FOR SLOW MOVERS:

- UnderBench Dispensa Drawers
- 9-10 Cabinets under the bench

ELONGATED SPACE BENEFITS

- Efficient workflow
- All medications are quick to access
- Space saving
- Maximises bench space

PULLOUT TRAYSHelf ON WALL STRIPPING

Length	1800*		
Depth	Wall	Shelf	
	350	305	
	450	405	
	550	505	
Width	No. of Bays	600	915
	1	612	927
	2	1220	1850
	3	1826	2770
	4	2435	3696

* Length optional

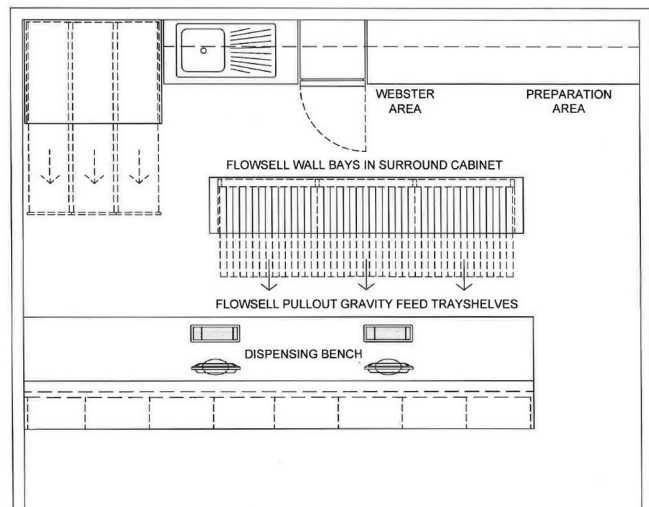
UNDERBENCH DISPENSA DRAWERS

Width	Bays	
	1 Bay	444
	2 Bays	856
Depth	Drawer Type	
	450	525
	600	675
Height	No. of Drawers	
	4 drawers	586
	5 drawers	716
	6 drawers	846

Small Footprint Solution

SUITABLE FOR:

Small footprint dispensaries



The dispensary in some pharmacies is so small that it is not possible to place all medications in open shelving. Therefore, it may be necessary to use space-saving drawers for slow movers. However, it is recommended that sloping shelves continue to provide efficient access to fast movers.

RECOMMENDED PRODUCTS

FOR FAST MOVERS:

- Wall Units behind the dispensary bench
 - 3-4 (915mm), 5-6 (600mm)
- With 8-9 PullOut Dispensary Shelves (305mm or 405mm)

FOR SLOW MOVERS:

- Dispensa Drawer Tower
 - 2-3 (915mm), 3-4 (600mm)

SMALL FOOTPRINT BENEFITS

- Fast and Slow movers both quickly accessed
- High-capacity storage in a small space
- Maximum space saving
- Faster scripts and excellent workflow

WALL UNIT WITH PULLOUT TRAYSHELVES

Height	2260*		
Depth	Gondola	Shelf	
	407	305	
	507	405	
	607	505	
Width	No. of Bays	600	915
	1	645	960
	2	1246	1876
	3	1850	2794
	4	2450	3710

* Height optional

DISPENSA DRAWER TOWER

Height	1820	
Width	No. of Bays	
	1 Bay	440
	2 Bays	880
Depth	Drawer Type	
	600	915
	650	965

How we work with you

CONSULTATION

First, we provide an initial consultation with you to work out your business goals, and understand your pharmacy space and existing facilities.

SITE VISIT

We visit your pharmacy to measure up, review your operations and workflow, and see how local factors may shape the needs of your pharmacy.

FLOOR PLAN

Next, we create a custom floor plan using our experience and wide range of pharmacy shelving products, to best use the available space. Flowsell® work to your budget, to help you achieve your ideal pharmacy fitout.

SELECTING SHOP FITTER

When you're ready to order, we can help connect you to our network of experienced tradespeople who can install and set up your Flowsell® pharmacy storage system to look great and perform perfectly – just how you want it.

WHY CHOOSE FLOWSELL®?

We understand that pharmacy storage solutions are a big part of your operations. We develop and supply pharmacy shelving systems that enable you to get the most out of your existing infrastructure and maximise your efficiency.

YOUR TRUSTED PARTNER

Flowsell® is a market leader in gravity-fed shelving and storage solutions across the healthcare and retail industries. We have been providing custom and fit-for-purpose storage and shelving systems for hospitals and pharmacies all over Australia for over 20 years. A testament to our ongoing commitment to product innovation that delivers cost-effective solutions to our clients.

OUR CAPABILITIES

We provide our valued clients with:

- Innovative storage systems designed for the pharmacy industry
- Solutions that are fully customised to meet your individual needs
- Complete sales and installation across Australia



A-Z Medication Dispensaries

If you regularly use locums or just prefer to have all medications in a seamless and simple system, A-Z storage solutions are a great choice. And there's plenty of options in the Flowsell® range to create your ideal custom pharmacy dispensary to gain the following benefits:

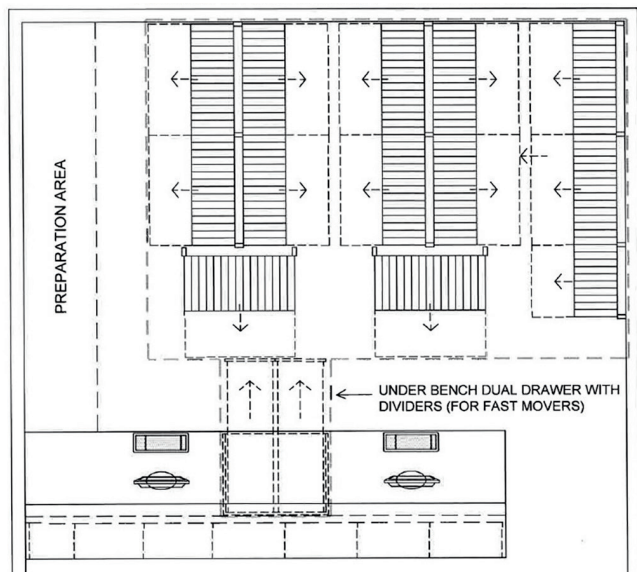
BENEFITS

- Improved workflow
- Compact stock storage
- Logical layout
- E-Bay option
- Locum-friendly
- Lower capital costs

Complete PullOut Solution

SUITABLE FOR:

Medium to large pharmacies



PullOut shelving provides faster and easier access to medications and is a great option for busy pharmacies.


Double Sided Gondolas and Wall Units with PullOut TrayShelves can be configured to form finger systems to arrange medication in alphabetical order. Alternatively, joined Wall Units with PullOut TrayShelves can be placed along walls

RECOMMENDED PRODUCTS

- 12 bays in Double Sided Gondolas or Wall Units (915mm)
- 16 bays in Double Sided Gondolas or Wall Units (600mm)
- With 8-9 Dispensa PullOut TrayShelves (305mm or 405mm)
- In a finger formation or along walls

COMPLETE PULLOUT BENEFITS

- All medications rotated
- Minimises expired stock
- Easy to stock
- Higher capacity storage



WALL UNIT WITH PULLOUT TRAYSHELVES

Height	2260*		
Depth	Gondola	Shelf	
	407	305	
	507	405	
	607	505	
Width	No. of Bays	600	915
	1	645	960
	2	1246	1876
	3	1850	2794
	4	2450	3710

* Height optional

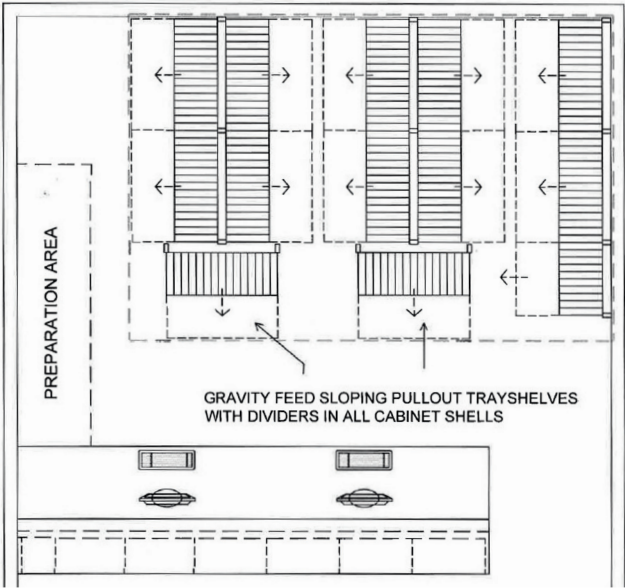
DOUBLE-SIDED GONDOLA

Post Height	2260*		
Depth	Shelf	Overall Gondola	
	305	740	
	405	940	
	505	1140	
Width	No. of Bays	600	915
	1	645	960
	2	1246	1876
	3	1850	2794
	4	2450	3710

* Height optional

In-Cabinet PullOut Solution

SUITABLE FOR:
Medium to large pharmacies



In this option PullOut shelving is placed inside sleek melamine cabinets. This hides the metal frame of the gondola to create a clean and appealing pharmacy dispensary.

RECOMMENDED PRODUCTS

- 12 bays in Double-Sided Gondolas or Wall Unit 915mm inside cabinet shells
- 16 bays in Double-Sided Gondolas or Wall Unit 600mm inside cabinet shells
- With 8-9 Dispensa PullOut TrayShelves (305mm or 405mm)
- In a finger formation or along walls

IN-CABINET BENEFITS

- Attractive dispensary presentation
- All medications rotated
- Minimises expired stock
- Easy to stock
- Higher capacity storage
- Improved pharmacy interior décor



“So pleased with the new Flowsell® Dispensary. I would not have made it through the pandemic without it.”
Kevin Santos, Santos Centre Pharmacy, Summer Hill

WALL UNIT WITH PULLOUT TRAYSHELVES INSIDE A CABINET SHELL

Height	2300*	
Depth	Cabinet	Shelf
	440	305
	540	405
	640	505
Width	600	915
	687	1002

* Height optional

DOUBLE-SIDED GONDOLA INSIDE A CABINET SHELL

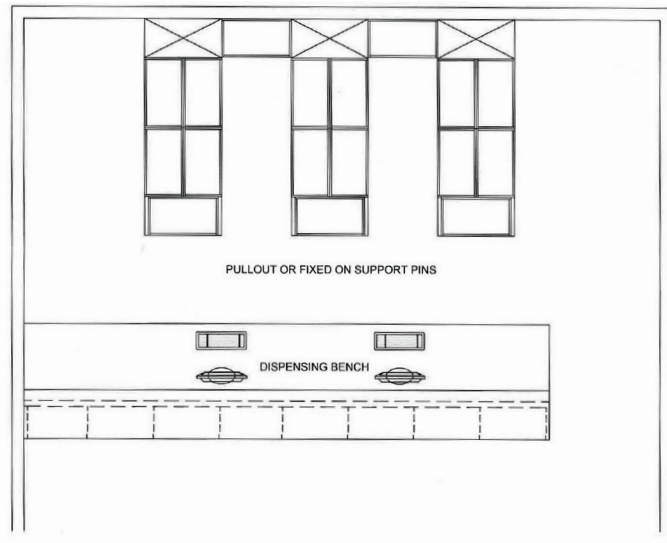
Height	2300*	
Depth	Cabinet	Shelf
	864	305
	1064	405
	1264	505
Width	600	915
	687	1002

* Height optional

SmartShelf E-Dispensa Solution

SUITABLE FOR:

Any size pharmacy



Conventional finger system or E-Bays place medications on flat melamine shelves, where medications can easily get mixed up. Flowcell® has developed a smart solution – SmartShelf modern clear polycarbonate shelving that can be fitted at an angle in E-Dispensa Pill Boxes on fixed support pins or on push-to-open drawer runners.

RECOMMENDED PRODUCTS

- 12 E-Dispensa Cabinets (Pill Boxes) along walls or in a Finger formation
- With 9-10 Flowcell® SmartShelves (305mm)
- Fixed on support pins or pullout on Push-to-Open Drawer Runners

SMARTSHELF E-DISPENZA BENEFITS

FIXED:

- Dividers organise medications
- Dedicated rows reduce selection error
- Sloping shelves rotate stock
- A cost-effective system

PULLOUT:

- Faster stocking
- Closer shelves
- Higher medication capacity
- Minimised outdated stock

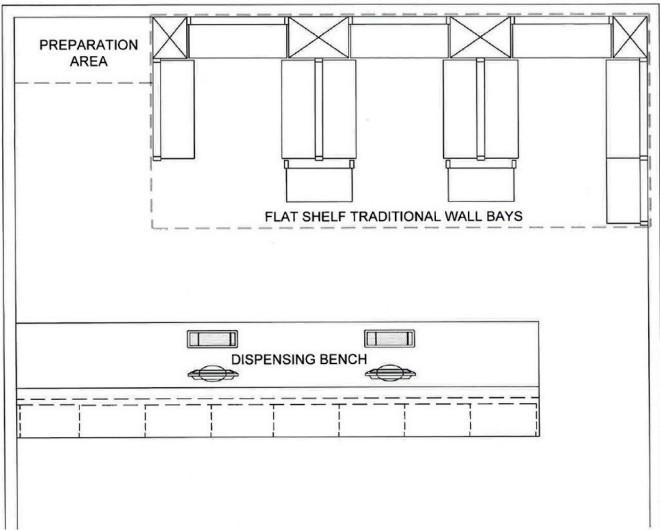


SMARTSHELF IN E-DISPENZA PILL BOX

Height	2300
Depth	350
Width	633

Flat Shelves Solution

SUITABLE FOR:
Any size pharmacy



Flowsell® Wall Units with Cantilever Flat Shelves are a quick and easy way to install a storage system for S4 Medications. The shelf management of this affordable option can be optimised by adding Mounting Strips and retrofit Flowsell Product Dividers.

RECOMMENDED PRODUCTS

- Wall Units along walls or in an E-Bay formation
- 12 bays (915mm), 16 bays (600mm)
- 9-10 Cantilever Flat Shelves (305mm or 405mm)

FLAT SHELF BENEFITS

- Lower cost
- Easy and quick installation
- Adjustable shelves
- Retrofit with Product Dividers



WALL UNIT WITH CANTILEVER FLAT SHELVES

Height	2260*		
Depth	Gondola	Shelf	
	407	305	
	507	405	
	607	505	
Width	No. of Bays	600	915
	1	645	960
	2	1246	1876
	3	1850	2794
	4	2450	3710

* Height optional

Other Pharmacy Systems

As market leaders in pharmacy storage and shelving, the Flowsell® range covers the complete needs of pharmacies, including scripts-on-file and ready-to-collect orders.

Scripts-on-File

Safe and convenient storage of repeat scripts is an essential function for every pharmacy. Flow sell® Script Drawers are made for the job. Built tough to handle the weight of filed paper and the constant opening and closing of the drawer. Filing in alphabetical order means fast identification and quick retrieval of the correct script.

FLOWSELL® SCRIPT DRAWER

- Strong metal drawer with a self-closing drawer runner
- Tough polycarbonate Dual MediTray
- Script Index for alpha labelling



SCRIPT-ON-FILE CABINETS

Script Drawers are designed to fit into two Flow sell® Drawer Cabinets.

- **UnderBench Dispensa Drawers**
 - Single or Double Bay
 - 450mm or 600mm deep
- **Dispensa Drawer Towers**
 - 600mm or 915mm deep



UNDERBENCH DISPENSA DRAWERS

Cabinet	Single	Double
Width	444	856
Drawer	450	600
Depth	525	675
	2 Drawers	3 Drawers
Height	586	846

DISPENSA DRAWER TOWER

Height	1820	
Width	440	
Depth	600	915
	650	965

RETROFIT SCRIPTS-ON-FILE

Scripts filed in either the Dual MediTray 450 or 600 can be stored in existing pharmacy drawers if the MediTray fits the drawer.

DUAL MEDITRAY DIMENSIONS

450	355mm wide x 450mm deep
600	355mm wide x 600mm deep



Script Waiting

It is important that dispensed scripts can be located quickly when customers return to collect their medication.



SCRIPT WAITING HANGBAGS

Flow sell® HangBags make script preparation more efficient by using resealable bags that keep medications safe and easy to handle.

HangBags are hung on rails in alphabetical order for fast retrieval. HangBags can be hung inside a cabinet, or on a Flow sell® Wall Unit.

RECOMMENDED PRODUCTS:

- Script Waiting Hangbag – 355mm x 330mm
- HangBag Cabinet Rail for hanging bags in a cabinet
- HangBag Bracket Rail for hanging bags on a Wall Unit
- HangBag Separator is a plastic index to partition bags by customer name

DAA Workstation

Preparation of Dose Administration Aids has become even more important as a pharmacy professional service. Making space for the preparation of DAAs is now a priority for pharmacies.

FLOWSELL WORKSTATIONS

Flowsell specialises in providing workstations for the packing of DAAs. Our innovative range of MediModule Cabinets create efficient and clean work environments. These can include:

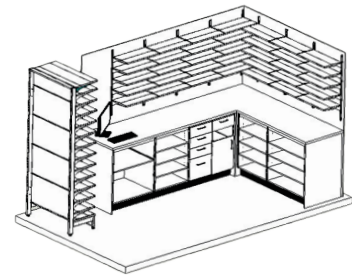
- Sitting and Standing Benches
- Work Benches with adjustable shelves
- PullOut Wire Basket Cabinets
- UnderBench Dispensa Drawers
- Conventional Melamine Drawers
- Waste Bins

MANUAL OR ROBOTIC WORKSTATIONS

We customise efficient workstations for manual or robotic DAA blister packing. Shelving is required over the bench to store at least 400 medications or robot canisters. Flowsell® provide a complete one-stop service by supplying the shelving on Wall Stripping above the bench.

- Cantilever Flat Shelves 305mm with optional Mounting Strips and Product Dividers or
- Flowsell® SmartShelves 305mm with dividers

Fixtures can also include Wall Units and/or Cabinets for excess medications or to store packed blister trays.



DAA Blister Pack Storage Systems

Since DAA packs are often prepared up to ten at a time – and can be heavy and bulky. Your pharmacy needs a strong and organised way to store the extra packs so they can be quickly found again. Flowsell® offers two systems – HangBags and DAA Cabinets.

BLISTER PACK HANGBAGS

- Strong plastic bags with resealable plastic handles
 - 355mm wide x 457mm deep
- Hung inside a cabinet on a HangBag Cabinet Rails or
- Hung on Flowsell® Wall Units using a Hangbag Bracket Rail
- HangBag Separators – plastic index partitions to make it easy to find by customer name

DAA CABINETS

Alternatively, DAA blisters can be stored in drawers in Flowsell® cabinets.

FLOWSELL® DAA DRAWER FEATURES:

- Strong metal self-closing drawer
- Powder-coated wire organisers
- Blister Pack Index for alpha labelling

DAA DRAWERS FIT INTO TWO FLOWSELL® DRAWER CABINETS:

- UnderBench Dispensa Drawers
 - Single or Double Bay
 - 450mm or 600mm deep
- Dispensa Drawer Tower
 - 600 or 915mm deep

UNDERBENCH DISPENSA DRAWERS

Cabinet	Single	Double
Width	444	856
Drawer	450	600
Depth	525	675
	2 Drawers	3 Drawers
Height	586	846



DISPENSA DRAWER TOWER

Height	1820	
Width	440	
Depth	600	915
	650	965

Front of Shop

Complete your pharmacy fit out with front of shop retail fixtures that create an inviting retail environment and are easy to stock. Flowsell® have a full range of durable retail fixtures including wall units, gondolas, impulse shelving and accessories.



WALL UNITS

- Post height adjustable
- Optional Base Gondola Drawer

WALL UNITS DIMENSIONS

Post Height	2260*		
Depth	Shelf	Overall Gondola	
	305	407	
	405	507	
	505	607	
Width	No. of Bays	600	915
	1	645	960
	2	1246	1876
	3	1850	2794
	4	2450	3710



DOUBLE-SIDED GONDOLAS

FOR HIGH CENTRE AISLES

- Post height adjustable
- Optional Base Gondola Drawer

DOUBLE-SIDED GONDOLA DIMENSIONS

Post Height	2260*		
Depth	Shelf	Overall Gondola	
	305	740	
	405	940	
	505	1140	
Width	No. of Bays	600	915
	1	645	960
	2	1246	1876
	3	1850	2794
	4	2450	3710

* Post height can lower if required. Can be supplied with or without a hood.

COMMON FLOWSELL® FIXTURE FEATURES

- Heavy duty
- Easy to assemble
- Pitch 41mm
- Adjustable feet



ISLAND GONDOLAS

LOWER-PROFILE GONDOLA FIXTURES

- Two heights available
1350mm and 1550mm
- Optional Base Gondola Drawer

DIMENSIONS

Post Height	1350		
	1550		
Depth	Shelf	Overall Gondola	
	305	740	
	405	940	
Width	505	1140	
	No. of Bays	600	915
	1	645	960
	2	1246	1876
	3	1850	2794
	4	2450	3710



GONDOLA ENDS

- Attractive ends to aisles
- Two heights available
1350mm or 1550mm
- Optional Base Gondola Drawer

DIMENSIONS

Post Height	1350		
	1550		
Depth	Shelf	Overall Gondola	
	305	740	
	405	940	
Width	505	1140	
	No. of Bays	600	915
	1	645	960

Front of Shop cont.

PLAIN AND PUNCHED PANELS

PLAIN PANELS

Interlocking heavy duty white powder coated infill panels to create an attractive backing for all gondolas.




PUNCHED PANELS

Ideal for hangsell products. Quality panels that are punched to create a tapered slot to position peg hooks horizontally.



FLIPPER PEGHOOKS


Available in 100mm, 230mm and 300mm lengths.



FLIPPER LABEL HOLDER

Attaches to the front of a Peghook for price tickets or promotional messages.

Available in 50mm x 30mm and 150mm x 30mm.



CANTILEVER FLAT SHELVING


Wall Units, Double Sided Gondolas and Flowsell® Wall Stripping all use Flowsell® Flat Shelves and Brackets.

- Low cost
- Easy to clean
- Widths - 600 and 915
- Depth - 305, 405 & 505



WALL STRIPPING

- Single and double slots
- 1800mm long or cut to size



IMPULSE SHELVING

Highly-visible shelving for the front of the service bench for confectionery and other impulse products. The Flowsell® SmartShelf is perfect for impulse items and can be configured and adjusted to suit a huge range of items.

WHY USE THE SMARTSHELF?

- Fabricated acrylic has no dividers
- Fabricated acrylic is expensive
- The SmartShelf is tough polycarbonate with slots for FastFit Dividers
- Has a moulded shelf front
- Fits to the front bench on wall stripping
- Is angled to gravity-feed impulse items

DIMENSIONS

Width	600
Depth	220



Pharmacy Signage

Flowsell® can supply quality signage for your pharmacy, printed to match your OTC range plan and pharmacy or group colours.

SIGN HOLDER

Flowsell® supply two different frames for department signs.

ISLAND GONDOLA SIGN HOLDER



Clips onto the top of the Island Gondola or Gondola End.

WALL GONDOLA SIGN HOLDER



It slides onto the Hood or top Shelf. It doubles as a bulkhead and a frame for a department sign. This saves the cost of building a melamine bulkhead.

Department Signs

DEPARTMENT SIGN WALL/ISLAND

The Island Gondola Sign Holder and the Wall Unit Sign Holder for the 600 and 915mm all use the same Department Sign.

- Printed gloss laminated
- Size 450mm x 170mm



MAGNETIC SIGN

This department sign is used when Flowsell® Wall Units are installed under a melamine bulkhead. The Magnetic Sign attaches to the top metal panel of the Wall Unit. The same size sign is used on the 600 and 915mm Wall Unit.

- Printed gloss laminated on 1.6mm magnetic rubber
- Size 500mm x 200mm



Flowsell® S8 Drug Safes

Flowsell® has teamed up with Dominator Safes to develop a range that better organises S8 drugs. These specially designed safes provide secure and effective storage of controlled substances.



FLOWSELL® TIDYVAULT DRUG SAFES

The TidyVault safe range has a unique back wall design that fits FlowSell® PullOut SlipShelves (excludes TV0700).

The PullOut SlipShelf has a fully perforated base for infection control and FastFit Dividers and Row Dividers offering the following drug safe benefits:

- Fast, easy stocking through the open door
- More efficient and compliant storage of controlled drugs

Wire Baskets can be fitted to the back wall for storing controlled drugs stored in bags.

TIDYVAULT SAFES OFFER MAXIMUM PROTECTION, DURABILITY AND RELIABILITY

All TidyVault Safes are fitted with electronic digital locks. 'Locum code' programming allows temporary access, or complete recording and time lock functionality.

FULL COMPLIANCE, AUSTRALIA-WIDE

All Flowsell® S8 Drug Safes comply with the Drugs, Poisons and Controlled Substances Regulations in every State and Territory.



TV0700

TV0850

TV1200

TV1500

TV1700

CHOOSE A DRUG SAFE THAT SUITS YOUR PHARMACY

Model	External dimensions (mm)			Weight (Kgs)	Capacity (L)	Model Options	Standard Flat Shelf	PullOut SlipShelves	SlipShelf Size
	H	W	D						
TV0700	700	600	450	171	145	TV0700-2F-WE	2	0	
TV0850	850	710	570	296	279	TV0850-3F-WE	3	0	
TV0850	850	710	570	296	279	TV0850-1F-2S-WE	1	2	595/405
TV0850	850	710	570	296	279	TV0850-0F-4S-WE	0	4	595/405
TV1200	1200	710	570	341	397	TV1200-4F-WE	4	0	
TV1200	1200	710	570	341	397	TV1200-2F-4S-WE	2	4	595/405
TV1200	1200	710	570	341	397	TV1200-0F-7S-WE	0	7	595/405
TV1500	1500	710	570	409	497	TV1500-5F-WE	5	0	
TV1500	1500	710	570	409	497	TV1500-3F-5S-WE	3	5	595/405
TV1500	1500	710	570	409	497	TV1500-0F-9S-WE	0	9	595/405
TV1700	1700	1015	570	576	805	TV1700-5F-WE	5	0	
TV1700	1700	1015	570	576	805	TV1700-4F-6S-WE	4	6	910/405
TV1700	1700	1015	570	576	805	TV1700-0F-11S-WE	0	11	910/405


Companion Products

FOR PULLOUT SHELVES

Flowcell® stock a range of accessories to make PullOut Shelving systems even more functional.



BASE PULLOUT GONDOLA DRAWER



ROW DIVIDER



GRAVITY ROLLER



FRONT ANGLE DATA STRIP




PARTITION TRAY WITH TRAY DIVIDER

FOR CANTILEVER FLAT SHELVES

Enhance your flat shelves with a range of accessories.




MOUNTING STRIP



MOUNTING RISER



SHELF DIVIDER



PATIENT MEDICATION TRAY




BLISTER PACK TRAY



FLAT DATA STRIP

Vitamins

Eye & Ear



Ready to get the ultimate fitout for your Pharmacy?

Get in touch with your local Flowsell® Representative
at sales@flowsell.com.au or call (03) 9708 2276.

Flowsell®
SMART DISPENSARY SOLUTIONS

22 Concord Crescent,
Carrum Downs, Victoria 3201

www.flowsell.com.au

