

# Hospital Product Catalogue

# 2023



# FlowSell™

[flowsell.com.au](https://flowsell.com.au)

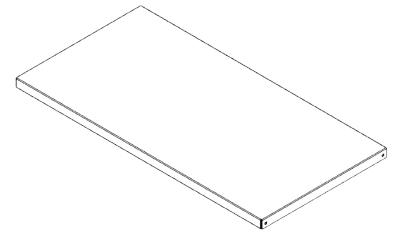
# Shelves

All of the following shelves will fit wall units, double sided gondolas and wall stripping.

## Flat Shelf

Width	600
	915
Depth	305
	405
	505

- white powder coated
- low cost
- easy to clean
- improve shelf management with
  - Mounting Strips
  - Mounting Risers
  - Shelf Dividers

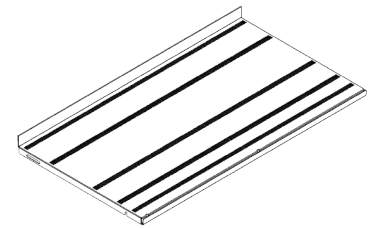


## TrayShelf

Width	600
	915
Depth	305
	405
	505

- slotted for FastFit Dividers
- recess for clear shelf front
- support pins for cabinets
- superior shelf management
- low cost gravity feed

\* patent & design registration

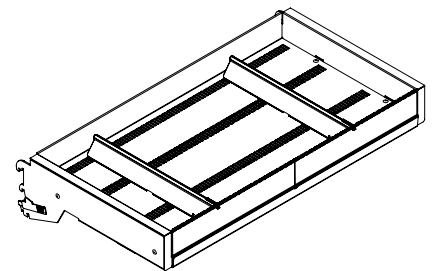


## PullOut TrayShelf

Width	600
	915
Depth	305
	405
	505

- quality drawer runners
- push-pad opening
- self-locking
- superior stock rotation
- improves workflow
- slotted for FastFit Dividers

\* patent & design registration

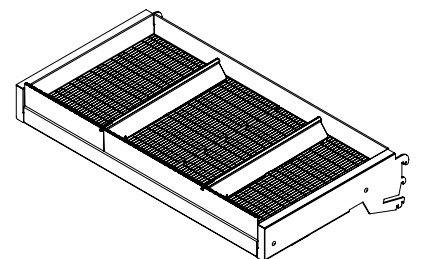


## PullOut Slip Shelf

Width	600
	915
Depth	305
	405
	505

- open base design
- infection & hygiene control
- easy to clean
- quality drawer runners
- push-pad opening
- self-locking
- superior stock rotation
- slotted for FastFit Dividers


\* patent & design registration



## Wire Shelf

Width	600
	915
Depth	305
	405
	455
	505

- stores bulk & heavy stock
- easy to clean
- chrome finish
- 80kg load rating
- heavy duty brackets

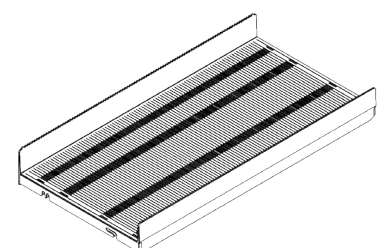


## Smart Shelf

Width	598
Depth	305

- low cost gravity feed
- clear polycarbonate shelf
- permanent clear shelf front
- slotted for FastFit Dividers
- fits brackets or support pins

\* design registration




### Wall Unit

Highly functional wall units and double gondolas that can be easily modified to suit your workspace.

Choose from the different shelf options that suit your shelving needs.

- heavy duty gondola
- white powder coated
- double slotted posts
- adjustable feet
- easy to assemble

Height	1350		
	1550		
	2260		
Depth	Gondola	Shelf	
	407	305	
	507	405	
Width	No. of Bays	600	915
	1	645	960
	2	1246	1876
	3	1850	2794
	4	2450	3710

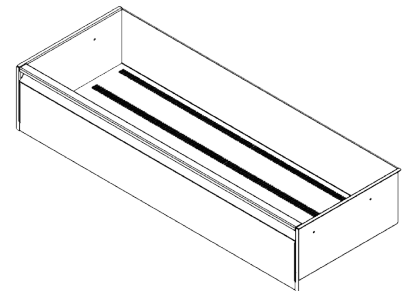


### Gondola Drawer

Width	590
	905
Depth	305
	405

Used to store excess stock at the base of the gondola. Fits wall units and double sided gondolas.

- quality drawer runners
- can be partitioned with FastFit Dividers




### Double Sided Gondola

Height	1350		
	1550		
	2260		
Depth	Gondola	Shelf	
	740	305	
	940	405	
Width	No. of Bays	600	915
	1	645	960
	2	1246	1876
	3	1850	2794
	4	2450	3710

Placed in open spaces to create rows of joined bays.

Choose from the different shelf options that suit your shelving needs.

- heavy duty gondola
- white powder coated
- double slotted posts
- adjustable feet
- easy to assemble



# Wall Stripping

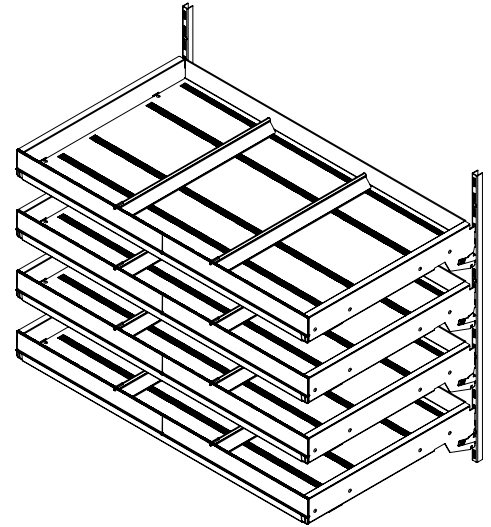
## PullOut TrayShelf on Wall Stripping

Length	1800*		
Depth	Wall	Shelf	
	350	305	
	450	405	
Width	550	505	
	No. of Bays	600	915
	1	612	927
	2	1220	1850
	3	1826	2770
	4	2435	3696

\* cut to any length

Versatile mounting option onto wall spaces, above benches or in existing cupboards. All shelf types can be attached to suit your workspace needs.

- heavy duty
- white powder coated
- 41mm pitch brackets
- flexible placement
- single or double slotted
- dust free attachment



# Medication Cabinet

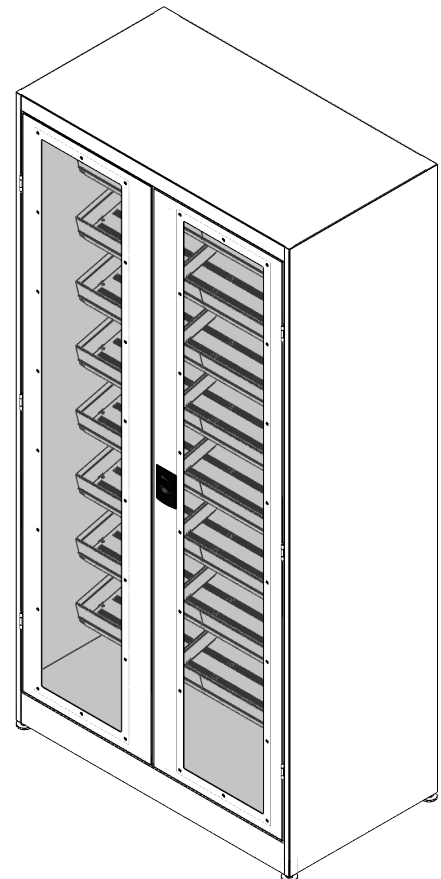
## Fixed or Clear Door

SYSTEM 600		
Height	978	2018
Depth	445	545
Width	691	691
SYSTEM 915		
Height	978	2018
Depth	445	545
Width	1006	1006

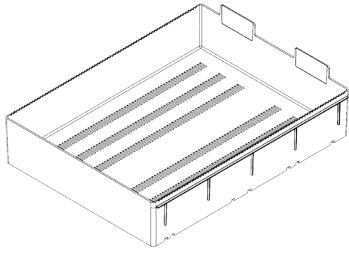
\* No clear doors for 691W x 978H x 445D

Allows consumables or medications to be securely stored. They come with a solid or with a clear door that assists faster collection. PullOut shelves open through the cabinet doors for restocking.

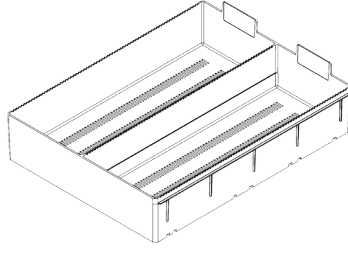
- white powder coated
- robust steel cabinet
- three point lock and key
- secures restricted medications
- compact storage



### MediTray



### Dual MediTray



Height	125*
	250**
Depth	450
	600
	915
Width	355

These tray inserts are interchangeable in metal drawer frames with drawer runners, to create drawers of three lengths. MediTrays for conventional storage and Dual MediTrays for the ordered storage of medications.

- drawer inserts for the underbench drawers and the drawer tower
- slotted base for drawer dividers
- excellent management of medications
- strong polycarbonate construction

\* For medications

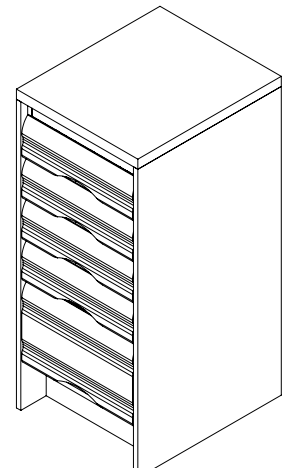
\*\* For taller products

### UnderBench Dispensa Drawers

Width	Bays	
	1 Bay	444
	2 Bays	856
Depth	Drawer Type	
	450	525
	600	675
Height	No. of Drawers	
	4 drawers	586
	5 drawers	716
	6 drawers	846

High capacity, underbench dispensing drawers for easy access to medications.

- fits any underbench space
- soft close drawer runners
- single and double bays

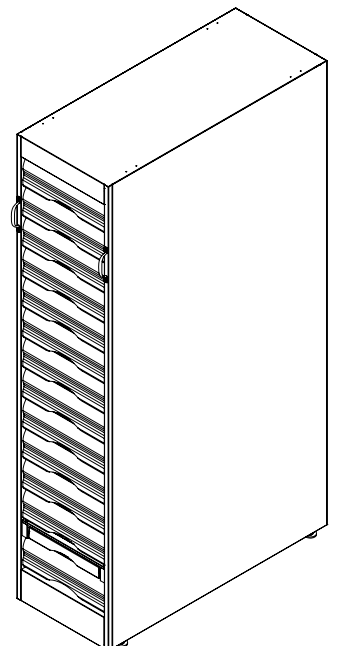


### Dispensa Drawer Tower

Height	2020	
Width	No. of Bays	
	1 Bay	445
	2 Bays	890
	3 Bays	1335
Depth	Drawer Type	
	600 Drawer	780
	915 Drawer	1082

The best option to store a large number of medications on a small footprint in drawers.


- powder coated metal drawer tray
- soft close drawer runners
- modern moulded drawer fronts
- high storage capacity with minimal footprint
- step for top drawers



CleanStor™ Mesh Baskets and dividers are stainless steel with a tough white powder coated finish. This does not peel or flake and harbour bacteria for superior infection control. Baskets do not collect dust, unlike plastic storage bins and can be hung on basket stripping and punched or louvre panels.

M1, M2, M3, M4, M5

Stainless Steel Construction



Mesh Baskets



- stainless steel wire
- rust resistant
- tough white powder coating
- small 8mm gaps
- ideal for small consumables
- attaches to basket stripping or punched panel

Fridge Basket



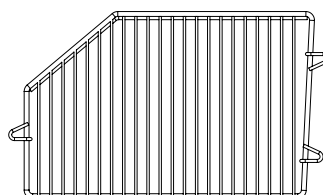
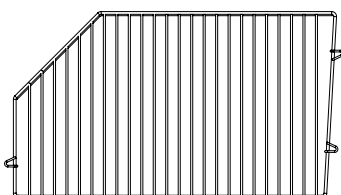
- convenient to transfer medications to the dispensing bench
- partitioned by a clear divider

	MB1	MB2	MB3	MB4	MB5
Width	105	105	415	415	180
Depth	150	215	270	350	400
Height	85	85	160	200	98

Mesh Dividers

Partitions mesh baskets into smaller segments.


	MD3	MD4	MD5
Length	270	350	170
Height	160	200	80



CleanStor™ wire baskets are larger baskets with drawer runners developed for large consumables and IV fluids and fit into MediModule Basket Cabinets, PullOut Basket Gondolas, UnderBench Basket Cabinet and the PullOut Basket Tower.

### MB6, WB1, WB2

### Stainless Steel Construction



\* MB6 has smaller wire gaps to allow small consumables to be placed in any pullout basket cabinet.

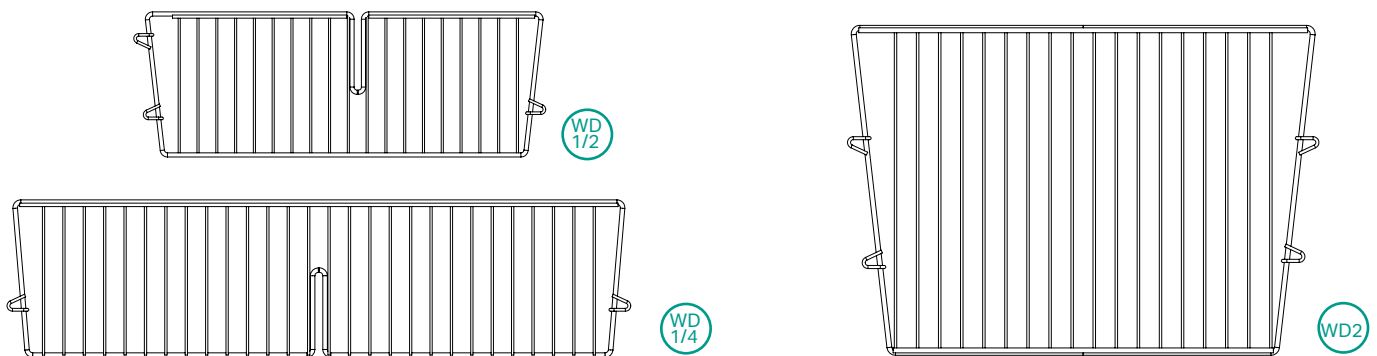
	MB6	WB1	WB2
Width	560	560	560
Depth	400	400	400
Height	140	140	280

- developed for drawer runners
- drawer runner options:
  - light duty 35kgs
  - heavy duty 100kgs
- white powder coated
- stainless steel wire
- partitioned with dividers

## Wire Dividers

### WD1/2 (2 way), WD 1/4 (4 way), WD2

Partitions wire dividers into small segments, the baskets WB1 and MB6 can be divided into four pockets.



	WD1/2	WD1/4	WD2
Length	380	540	560
Height	140	140	280

Open-ended wire baskets linked together on Wall Units or Wall Stripping to store a complete range of consumables along a wall.

## ED1, ED2

	ED1	ED2
Length	423	423
Height	156	280



ED1




ED2

## EB1, EB2

Two endless baskets to store all consumables. EB1 with 10mm gaps for small consumable and EB2 with 23mm gaps for larger consumables.

	EB1	EB2
Width	598	598
Depth	410	410
Height	156	280

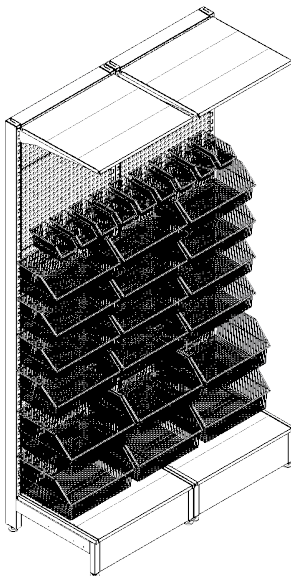


EB1

## Basket Systems

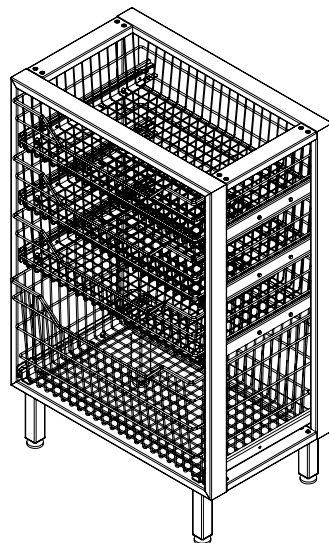
Flowsell® have a wide range of basket systems for all consumables

### Mesh Baskets on Gondola



Free-standing gondola with punched panel to mount CleanStor™ mesh baskets.

### UnderBench PullOut Baskets



A powder coated metal frame of pullout wire baskets fitting any space under a bench for consumables or fluids.

- sturdy steel frame
- white powder coated finish
- easy stocking and access for consumable
- quality drawer runners

Width	615		
Depth	430		
Height	512	665	818

\* See Gondolas and Mesh Baskets for dimensions

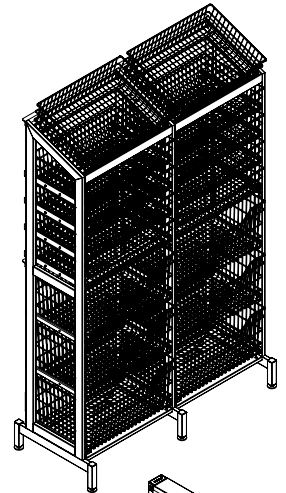


### PullOut Basket Cabinet

Height	2010	
Depth	515	
Width	No. of Bays	
	1	615
	2	1210
	3	1805

A tall metal frame to store a large number of destocked fluids or consumables in pullout baskets.

- sturdy steel frame
- free standing cabinet
- single or multiple bays
- wire baskets for compact and easy stocking
- quality drawer runners



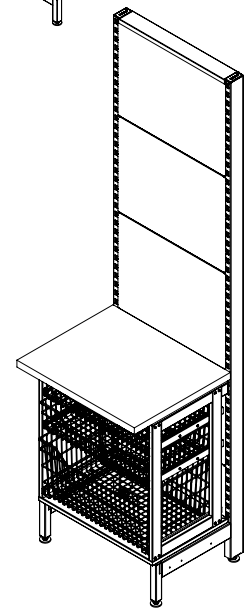
### PullOut Basket Gondola

#### Basket Gondola

Height	2260	
Depth	Gondola	Shelf
	507	405
Width	No. of Bays	600
	1	645
	2	1245
	3	1850
	4	2450

Stores fluids or consumables in pull out baskets and medications on shelves in the one fixture for small rooms.

- ideal for small spaces
- shelves can be fitted above baskets.
- free-standing and relocatable



#### Basket Frame

Width	640	
Height	906*	1507**

\* Fitted with four baskets and a 32mm bench on top


\*\* Fitted with eight baskets and a flat shelf on top

### Louvre Panel

Height	914
Width	457

Mesh baskets can be hung from conventional louvre panels for easy access for consumables.

- fit existing hospital panels



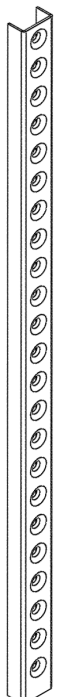
### Basket Stripping

Length	1800*
Width	47
Depth	16

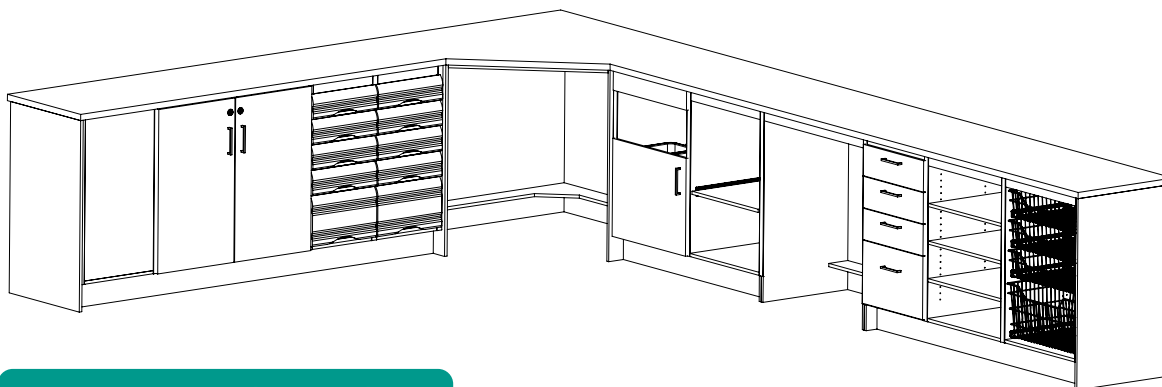
\* Can be cut to any length to fit your space.

Mesh Baskets on Basket Stripping mounted directly to a wall above a bench. Allows walls to be cleaned behind the baskets.

- superior infection control
- dust free attachment
- easy to clean
- strong metal stripping
- white powder coated

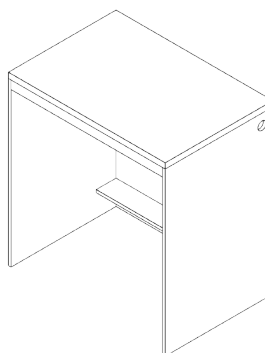


A modular cabinet system to customise your own unique workspace and dispensary benches.



## Sitting or Standing Bench

	Sitting	Standing
Height	750	1010
Depth	700	700
Width	948	948



### Standing

A melamine cabinet module with a 32mm bench top at one metre high, with an open space to fit an optional pedestal chair.

### Sitting

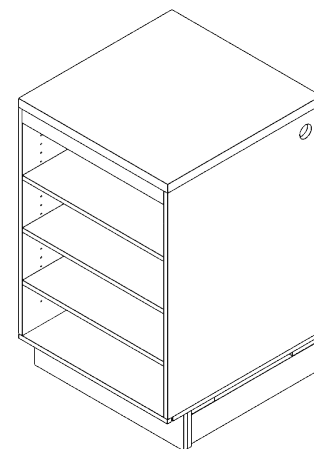
A melamine cabinet module with a 32mm bench top at 750mm high, with an open space for a chair and adequate leg room.

## Work Bench

Height	750	1010
Depth	550	700
Width	632	948

This cabinet is made to take adjustable melamine shelves on support pins. It has a base plinth and a 32mm bench top.

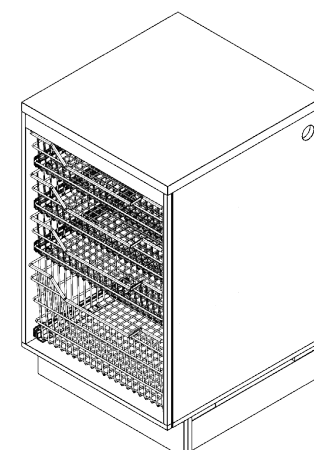
Drawer runners can be added to a melamine shelf to slide out a printer.



## Basket Cabinet

Height	750	1010
Depth	550	700
Width	607	607

A melamine cabinet to fit wire baskets on light or heavy-duty drawer runners with a 32mm bench top and base plinth.

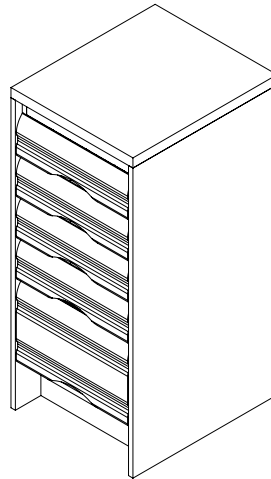


### Dispensa Drawer Cabinet

Height	750	1010
Depth	550	700
Width	412	412

A melamine cabinet designed to fit Dual MediTrays for medication storage or an open MediTray for drawer organisation.

- soft close drawer runners
- powder coated metal drawer tray



### Drawer configuration

750 high Cabinet

Drawer Height	125	250
No. of Drawers	4	0
	2	1
	0	2

1010 high Cabinet


Drawer Height	125	250
No. of Drawers	6	0
	4	1
	2	2
	0	3

### Melamine Drawer Cabinet

Height	750	1010
Depth	550	700
Width	412	412

A melamine cabinet with conventional melamine drawers for general storage.

- soft close drawer runners



### Drawer configuration

750 high Cabinet

Drawer Height	205	320
No. of Drawers	1	1

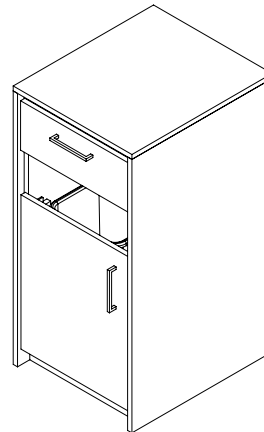
1010 high Cabinet

Drawer Height	160	320
No. of Drawers	3	1

### Waste Bin Cabinet

Height	750	1010
Depth	550	700
Width	412	412

Designed with a hinge door to conceal a rubbish bin with one melamine drawer above, or fitted with a PullOut Rubbish Bin.



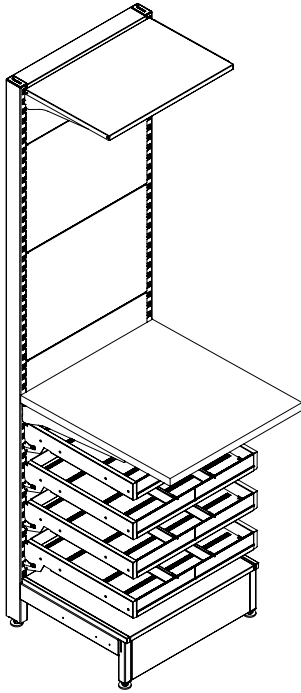
### PullOut Waste Bin Cabinet

Height	1010
Depth	700
Width	400

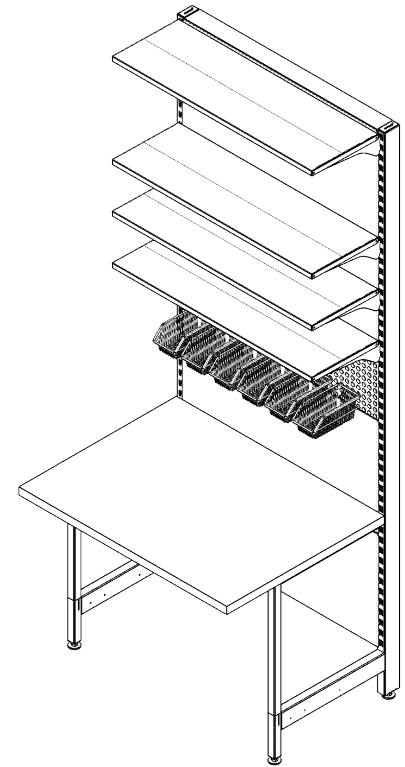


Flowsell® can provide quick additions to workspaces by converting gondolas to workstations

## Standing WorkStation with PullOut Shelves



## Sitting Work Station with Mesh Baskets and Flat Shelves



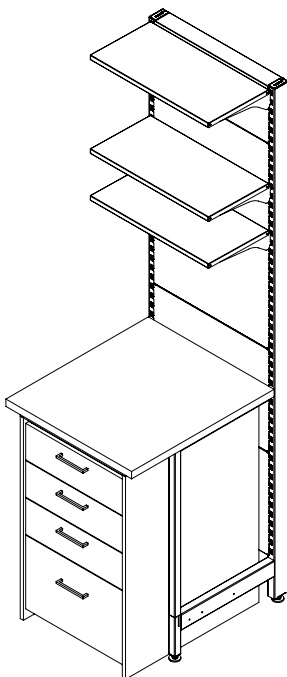
### Above Bench Options

- PullOut TrayShelf
- PullOut SlipShelf
- TrayShelf
- Flat Shelf
- Mesh Basket

### Below Bench Options

- Double UnderBench Drawer Cabinet
- Basket Cabinet
- PullOut Tray Shelf
- PullOut Slip Shelf
- Flat Shelf

## Standing Bench with UnderBench Drawers



### Frame

Height	2260	
Depth	792	
Width	1 Bay	960
	2 Bay	1876
	3 Bay	2794
	4 Bay	3750

### Bench Top

Width	960	645
Depth	720	
Height	750	945

Fully customised workspace with sitting or standing bench ideal for smaller spaces.

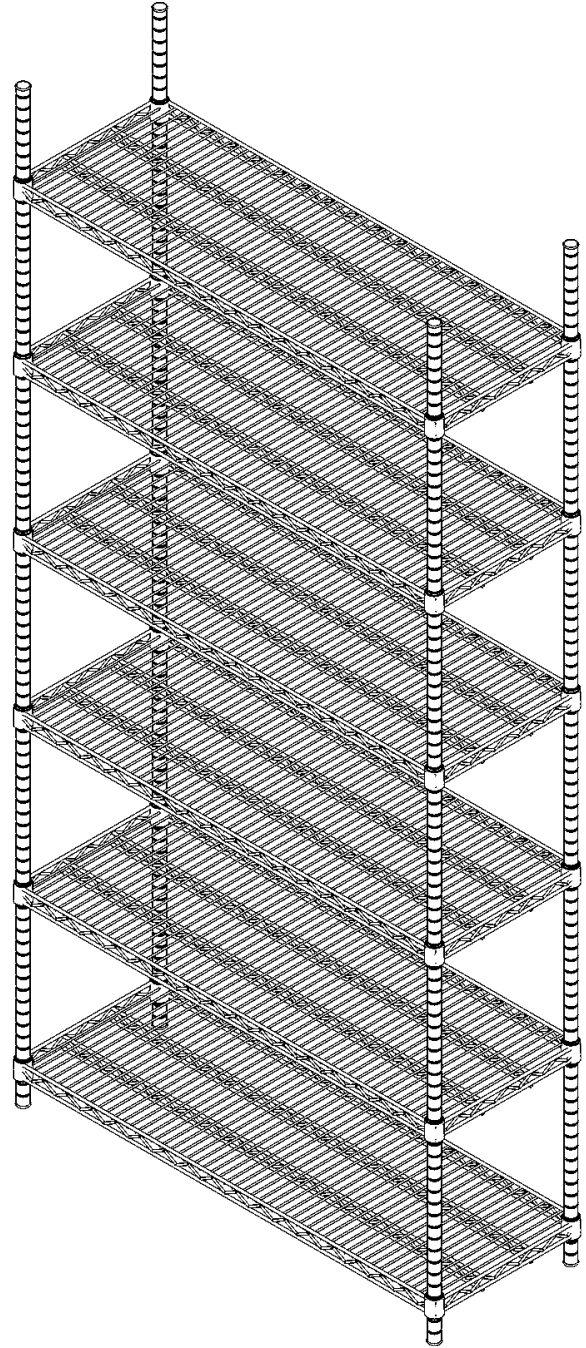
Flowsell® have chrome wire racks for wards and zinc/epoxy for drug cool stores

### Chrome Wire Rack

Height	
1800	2185
Depth	Width
355mm	603mm
355mm	1213mm
457mm	603mm
457mm	908mm
457mm	1213mm
457mm	1518mm
457mm	1822mm
610mm	908mm
610mm	1213mm
610mm	1518mm
610mm	1822mm

### Epoxy Wire Rack

Height	
1800	
Depth	Width
355mm	603mm
355mm	1213mm
457mm	603mm
457mm	908mm
457mm	1213mm
457mm	1518mm
457mm	1822mm
610mm	908mm
610mm	1213mm
610mm	1518mm
610mm	1822mm



All wire racks are manufactured to the highest quality and come with a five-year guarantee. They are ideal for storing product in bulk stores. Racks have NSF and salt test certification.

- easy to assemble
- 250kgs load per shelf (spread evenly)
- quality chrome or epoxy finish
- corrosion resistant

# Trolleys

## Basket Trolley

Width	420
Length	1212
Handle Height	987

- side baskets on drawer runners
- efficient imprest delivery
- easy to stock and access
- security canvas screen
- three swivel, one brake castors
- white powder coat finish



## Tub Trolley

Width	470
Length	900
Height	910
Handle Height	1000

- efficient pick and pack
- high volume capacity
- bulk imprest delivery
- three swivel, one brake castors
- powder coated blue finish



## Wire Trolley

Width	450
Length	1040
Handle Height	1100

- dust free
- general transport of equipment and records
- three swivel, one brake castors
- chrome finish

